

E-Learning Platform FHGR

MOODLE

<https://moodle.fhgr.ch>

Moodle is the main e-learning platform at the University of Applied Sciences of Grisons. Your teachers will upload all your essential course materials on this website. You'll also have access to interactive and collaborative tools like wikis, forums and chats to communicate with your teachers and other students.

To use Moodle you'll need an Internet connection, a recent web browser (Google Chrome, Mozilla Firefox,...) and your FHGR account details (user name and password).

Forgot your password?

Please write an E-Mail to support@fhgr.ch

Do you have problem or question about Moodle?

Please write an E-Mail to moodle@fhgr.ch

Titel: E-Learning Plattform FHGR
Ausgabestelle: Wählen Sie ein Element aus.
Geltungsbereich: Wählen Sie ein Element aus.

For the login you'll need your personal FHGR account details (username and password). The login procedure is handled by the central SwitchAAI system and the login window can be found on our moodle homepage: <https://moodle.fhgr.ch>

Welcome to the **FHGR** e-learning platform



select your Home Organisation to login

FHGR - Fachhochschule Graubünden

Go

Anmelden über: > AAI

FHGR - Fachhochschule Graubünden

Geben Sie den Namen der Organisation ein, der Sie angeht...

Zuletzt benutzt

FHGR - Fachhochschule Graubünden

Anmelden über: > AAI

FHGR - Fachhochschule Graubünden

Anmelden

SWITCHaai

FH GR Fachhochschule Graubünden
University of Applied Sciences

Fachhochschule Graubünden Login

Bitte melden Sie sich an, um auf den Dienst **Moodle der FH Graubünden** zuzugreifen.

Bitte geben Sie Ihren Benutzernamen und das Passwort ein und klicken Sie dann auf den **Login** Schalter, um fortzufahren.

Benutzername: FHGRnutzername

Passwort:

Login

► Optionen zum Schutz der persönlichen Daten

Bei Fragen oder bei Problemen (z. B. Passwort vergessen) wenden Sie sich bitte an den **Support**.

Select «FHGR- Fachhochschule Graubünden» from your home organisation list.

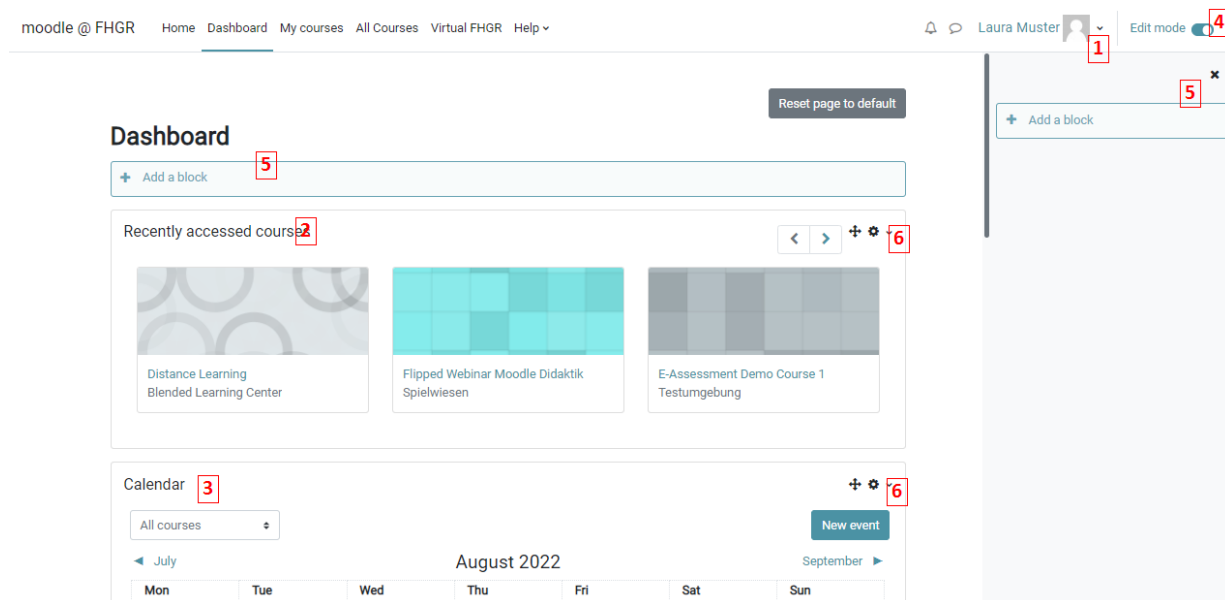
2 Select «Go».

a You should see the FHGR logo.

b Enter your login details (username and password).

c Click the login button.

The Dashboard is the landing page after the login. By standard, the Dashboard provides access to your recently visited courses and a big version of your Moodle calendar, but it is completely customizable.



1 The user menu is placed in the upper right corner and accessible through the downwards pointing arrow.

a Your Moodle user profile. Here you can add information about yourself or upload a profile picture.

b Here you find your partial grades of your courses.

c Logout from Moodle and terminate the current session.

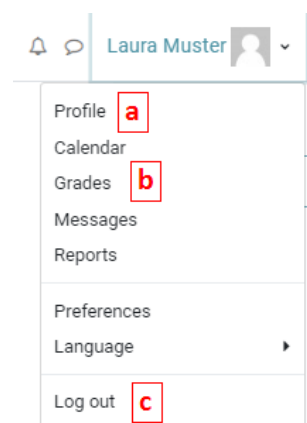
2 Your recently visited courses (default setting)

3 This is your Moodle calendar with upcoming events, assessments and more.

4 Here you can change into "Edit mode" and customize the Dashboard according to your preferences.

5 Dashboard and block drawer can be personalized. Click on "Add a block" to add other blocks from a selection. For example, you can add the "Timeline", to have a condensed view on your upcoming events.

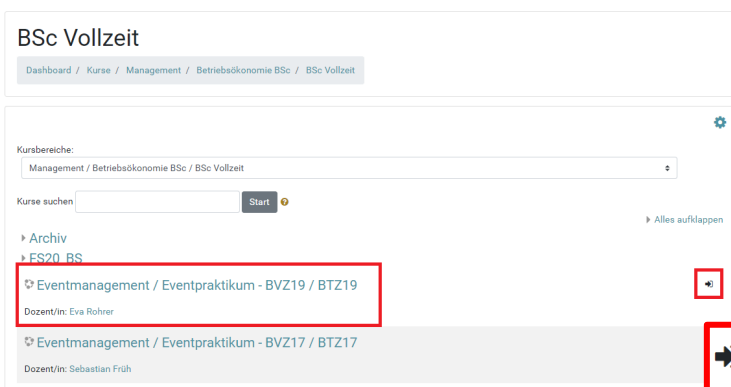
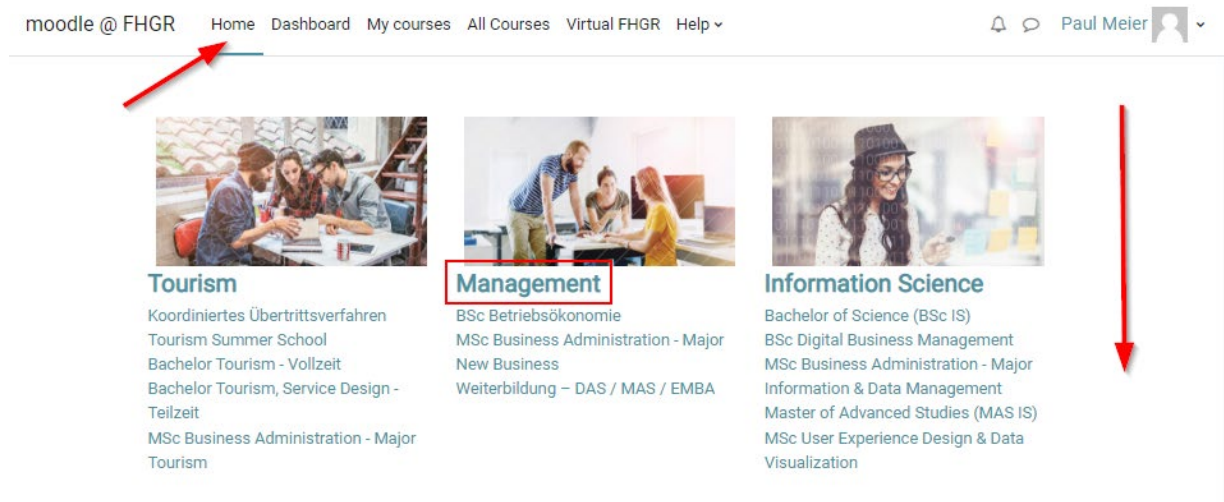
6 With the use of the block menu, the gear wheel for settings and the "Move" symbol, existing blocks can be further customized. For example, the calendar size will automatically shrink if moved from the main window to the block drawer.



Titel: E-Learning Plattform FHGR
Ausgabestelle: Wählen Sie ein Element aus.
Geltungsbereich: Wählen Sie ein Element aus.

In several moodle courses you need to enrol yourself. Please check your course list, to make sure you have the access for all your courses, which you have booked from the intranet.

- 1 Navigate to the study course overview by scrolling down on the "Home" page.
- 2 Choosy your study course.



- 3 Select your booked course, that is marked with the self enrolment logo.

- 4 Click «Enrol me» button to confirm.

Einschreibeoptionen

Eventmanagement / Eventpraktikum - BVZ19 / BTZ19

Dozent/in: Eva Rohrer

Selbsteinschreibung (Student/in)

Kein Einschreibeschlüssel notwendig

Einschreiben

Your Module has usually one or more moodle courses.

Titel: E-Learning Plattform FHGR
Ausgabestelle: Wählen Sie ein Element aus.
Geltungsbereich: Wählen Sie ein Element aus.

Inside a moodle course you can participate in discussion forums, download your scripts and get information about your appointments and tasks.

The screenshot shows a Moodle course page for 'Sport Management Organisation'. The page layout includes a top navigation bar with 'moodle @ FHGR', 'Home', 'Dashboard', 'My courses', 'All Courses', 'Virtual FHGR', and 'Help'. On the right, there is a user profile for 'Paul Meier'. The main content area is titled 'Sport Management Organisation' and has a course menu with 'Course', 'Participants', 'Grades', and 'More'. Below the title, there is a section 'Wichtiges aus dem Studiengang' with a 'Collapse all' link. This section contains three items: a 'FORUM Nachrichten' block (callout 2), a 'URL Mailadresse Dispensationsantrag' block with the email 'bsp_dispensationen@fhgr.ch', and a 'URL Bücherbörse Sportmanagement FHGR (Facebook)' block with a notice about exchanging books. On the left, there is a sidebar menu (callout 3) with categories like 'Wichtiges aus dem Studi...', 'Spezialsituation Coronavi...', 'Studierendenhandbuch S...', and 'Studienadministration'. On the right, there is a sidebar with 'Activities' (Forums, Resources), 'Search forums' (with a search box and 'Advanced search'), 'Latest announcements' (callout 4, with a note that no announcements have been posted yet), 'Upcoming events' (callout 5, with a note that there are no upcoming events), and 'Recent activity'.

1 Course name / title with course menu.

2 Forum for announcements.

Here you will find all important information from teachers regarding the course.

3 Course navigation (course index): provides quick access to the different sections of the course.

4 Latest announcements: The latest news of the forum with the announcements are displayed here.

5 Upcoming events: In this block you can find the due dates from the assignments or appointments from other course events.

Pay attention to tests, forums and assignments.

Most of the assignments require a confirmation before you complete the whole submission.

Therefore, don't forget to «save» your submission file/text!

Save changes

Cancel